


















































Corob Cutter™ MOLDING KNIFE PROFILE CHART

These Molding Knives can be used on a table saw or radial arm saw with the MHK-25 Cutter Head.

See below for ordering instructions.

 1 TONGUE	 2 GROOVE	 3 BEAD & QTR. RND.	 4 1/4" & 1/2" QTR. RND.	 5 5/16" COVE & 3/8" BEAD
 6 3 BEAD (3/16")	 7 JOINTER	 8 DROP LEAF BEAD	 9 DROP LEAF COVE	 10 BEAD
 11 CROWN	 12 3 BEAD EDGE	 13 GLUE JOINT	 14 CLOVER LEAF	 15 3/16" COVE & BEAD
 16 3/16" BEAD & COVE	 17 3 BEAD & BEVEL	 18 CABINET DOOR LIP	 19 BEAD & BEVEL	 20 QTR. RND & COVE
 21 OGEE	 22 3 FLUTE (1/4")	 23 3 BEAD (1/4")	 24 90° FLUTE	 25 CURVED FLUTE & QTR. RND.
 26 5/16" COVE & QTR. RND.	 27 3/4" FLUTE	 28 3/4" NOSING	 29 PANEL CUPBOARD DOOR	 30 PANEL DOOR - RAIL COPER
 31 TAPER EDGE	 32 1/8" RADIUS EASED EDGE	 33 1/2" RADIUS BASE SHOE	 34 1/2" FLUTE	 35 1/2" NOSING
 36 1" FLUTE	 37 DRAWER JOINT	 38 1/8" & 1/4" EASED EDGE	 39 1-5/8" PANEL MOLDING	
 40 WEDGE TONGUE	 41 WEDGE GROOVE	 42 DOOR MOLDING (MALE)	 43 DOOR MOLDING (FEMALE)	 44 5/8" COVE
 45 THUMB MOLDING	 46 TABLE EDGE	 47 5/8" FLUTE	 48 5/8" BEAD	

To place an order - visit us online at www.corobcutters.com or call us Toll Free 1-800-745-9895.